









## Hedgehog Class English Planning for week beginning 22/6/20

	Learning objective	Overview and activity	Resources
<b>Monday</b>	<p>Listens and responds to ideas expressed by others in conversation or discussion.</p> <p>Uses talk to organise, sequence and clarify thinking, ideas, feelings and events</p>	<p><b>The event</b></p> <p>Talk about the news on TV and in newspapers. What does it tell us? <i>Tells us what is happening in the world.</i> Sports events are reported in the news such as when people win an important race or match. Back in 2012 London held the Olympic Games, a British athlete named Mo Farah won 2 gold medals in athletics; he won the 5000 metres and 10,000 metres. Watch the video of Mo Farah winning his second gold medal of the games in the men's 5000 metre final <a href="https://www.bbc.co.uk/sport/olympics/19223652">https://www.bbc.co.uk/sport/olympics/19223652</a></p> <p>People were so excited that Mo Farah had won a second Olympic medal, Imagine if people were cheering this loudly for you, <i>how would you feel?</i></p> <p>When Mo crosses the finish line <i>what things would be going through his head? Can you imagine winning a gold medal? Who would you thank?</i> Go outside and have some running races on the field. Award children a gold medal as they cross the line. Adult to take on role of the reporter (use microphone &amp; reporter badge) <i>ask the children how they felt when they won their gold medal.</i> Write the children's ideas on a whiteboard. <i>Who would you like to thank? Who has helped you win this race?</i></p> <p><b>Activity:</b> Show children the image of Mo crossing the line. What things would be going through his head? Can they imagine winning a gold medal? Who would they thank? Write some of your ideas around the picture.</p>	<p><a href="https://www.bbc.co.uk/sport/olympics/19223652">https://www.bbc.co.uk/sport/olympics/19223652</a></p>  <p>Thought bubble activity</p> 
<b>Tuesday</b>	<p>To write and present a news report.</p> <p>Catchy headline.</p> <p>Facts about the main event – what, where, when and who.</p> <p>Finger spaces between words.</p> <p>Correct letter formation so that it can be clearly read.</p>	<p><b>The Newsroom/Reporter</b></p> <p>Watch the video of Mo Farah winning the men's 5000 metres again. <i>Can we answer these questions? Write answers on the flipchart.</i></p> <ul style="list-style-type: none"> <li>• <i>What happened?</i></li> <li>• <i>Where did it happen?</i></li> <li>• <i>When did it happen??</i></li> <li>• <i>Who was involved?</i></li> </ul> <p>Explain in the news on TV and newspapers they have a headline to introduce a news story. Together think of a news headline e.g. <i>Mighty Mo wins 5000metres, Not so slow Mo.</i> Write children's suggestions on the flip chart. Explain we are going to write a news report about the race.</p> <p><b>Activity:</b> Write a news headline and a couple of sentences about what Mo Farah did. E.g. <i>Last night Mighty Mo wins Olympic Double at the London games or Last night Mo Farah won his second Olympic gold medal after winning the 5000m men's final.</i> Then use the newsroom role play to report your story (video the reports).</p> <p><b>OR</b></p> <p>Role play interviewing Mo Farah after he wins the race. Write some questions to ask him e.g. <i>How do you feel? Who would you like to thank? How are you going to celebrate?</i> (video the interviews).</p> <p>As a group you could have a news reader in the studio who then crosses over to the reporter with Mo Farah.</p>	<p>News report template</p> <div style="border: 1px solid black; height: 40px; width: 100%;"></div>  <hr/> <hr/> <hr/> <hr/>

Wednesday	To form recognisable letters.	<p>Look at 2 of the curly caterpillar letters a, d Both letters sit on the line and have an exit flick. d as an ascender.</p> <p><b>Activity: Practise writing these 2 letters with a pencil.</b></p>	Dojo video – Handwriting input
Thursday	Write two sentences, include capital letter, finger spaces and full stop.	<p>Make a 1<sup>st</sup> place gold medal, a 2<sup>nd</sup> place silver medal and a 3<sup>rd</sup> place bronze medal using card, foil and ribbon/wool. Look at images and/or videos online of sports events at the Olympics. Which event do you think you would win a gold 1<sup>st</sup> place medal? Can you run fast? Jump high? Jump far? Score goals? Throw a spear? Swim?</p> <p><b>Activity:</b> Complete the sentence starter, “I would win a first place medal for <b>running faster</b> than everyone else in the race” Which competition would you come 2<sup>nd</sup> and 3<sup>rd</sup>? Write a sentence, “I would win a silver medal in <b>swimming</b> and a <b>bronze</b> medal in long jump.”</p>	  <p>DIY OLYMPIC MEDALS</p>
Friday	Answer interview questions using full sentences	<p>Join in the virtual sports day with the whole school.</p> <p><b>Activity:</b> Write a sentence to respond to the following interview questions:</p> <ol style="list-style-type: none"> <li>1. Did you enjoy the virtual sports day?</li> <li>2. Which event was your favourite? Why?</li> <li>3. Did you win an event?</li> <li>4. Which event did you find the easiest?</li> <li>5. Which event did you find the hardest?</li> </ol>	

### Hedgehog Class Maths Planning for week beginning 22/6/20

	Learning objective	Overview and activity	Resources
Monday	fluency	<b>Show me!</b> Choose a random number 1-20. Build it using <b>tens frame</b> and counters. If more than 10, fill the tens frame and arrange the extra counter next to it.	Powerpoint slides on website
	Solve addition story (1-10) using a tens frame – “first, then, now”	Use the dinosaur powerpoint slides to tell addition stories using the stem sentence “ <b>First there were ___ dinosaurs. Then ___ more dinosaurs arrived. Now there are ___ dinosaurs</b> ”. <b>Use real dinosaurs or other small objects/counters to ‘Build it’ on a tens frame and find the answer. Write the equation using plus (+) and equals (=)</b> E.g. First there were 2 dinosaurs. Then 2 more dinosaurs arrived. Now there are 4 dinosaurs. $2+2 = 4$ 	
Tuesday	fluency	<b>Show me!</b> Choose a random number 1-20. Build it using <b>linking cubes</b> .	Powerpoint slides on website Numicon shapes 1-10
	Solve addition story (1-10) using numbertrack - “first, then, now”	Use the Dippy and Pippy Powerpoint slides to tell addition stories using the stem sentence, “ <b>First there were ___ dinosaurs. Then ___ more dinosaurs arrived. Now there are ___ dinosaurs</b> ”. <b>Use real dinosaurs or other small objects/counters and a numbertrack to ‘Build it’ and find the answer. Write the equation using plus (+) and equals (=)</b> e.g.  $2+2=4$ One child chosen to jump alone giant number track drawn on floor as you say the addition story.	
Wed	Measuring - length and distance	See whole school maths sheet. <b>Activity: Complete activity on first page, then try the Hedgehogs class challenge.</b>	
Thursday	fluency	<b>Show me!</b> Choose a random number 1-20. <b>Draw it</b> using pictures. Think about how you arrange the images.	Powerpoint slides on website
	Solve addition story (1-10) using numberline - “first, then, now”	Use the shopping Powerpoint slides to tell addition stories using the stem sentence, “ <b>First I bought ___ (item). Then I bought ___ more (item). Now there are ___ altogether</b> ”. <b>Use a number line to ‘count on’ by jumping along and find the answer. Write the equation using plus (+) and equals (=)</b> One child chosen to jump alone giant number track drawn on floor as you say the addition story.	
Friday	fluency	<b>Show me! Show me!</b> Choose a random number 1-20. Build it using <b>numicon shapes</b> .	Powerpoint slides on website 
	Tell an addition story using whole part model.	Use the part-whole model powerpoint to make up your own addition story. <b>Use number shapes or objects to represent the number of your chosen object in your story. Use the whole part model to tell your story using the language, “first, then, now”. Write the equation using plus (+) and equals (=)</b>	